





































## 32 100m Breaststroke Women Final

























Official

























13yrs NZR	13yrs NZR	1:11.52	2009-09-29	Natasha Lloyd CB
14yrs NZR	14yrs NZR	1:09.97	2010-07-09	Natasha Lloyd CB
15yrs NZR	15yrs NZR	1:06.72	2020-10-06	Melissa Cowen AK
16yrs NZR	16yrs NZR	1:07.14	2019-07-06	Brearna Crawford AK
17yrs NZR	17yrs NZR	1:06.60	2020-10-06	Brearna Crawford AK
18yrs NZR	18yrs NZR	1:07.69	2021-08-01	Brearna Crawford AK
Open NZR	Open NZR	1:06.60	2020-10-06	Brearna Crawford AK

























## Total

























Rank	Competitor	Age	Club	RT	PTS	Result
1	 Vaughan In...	15	 Rangitoto C...			1:12.33 Entry: 1:14.23 <span>-1.90</span>
	25m:		50m: 34.36 (34.36)			
	75m:		100m: 1:12.33 (1:12.33)			
2	 Huang Cha...	14	 Kristin School			1:12.64 Entry: 1:12.49 <span>+0.15</span>
	25m:		50m: 33.38 (33.38)			
	75m:		100m: 1:12.64 (1:12.64)			
3	 Wangford A...	16	 Botany Do...			1:13.04 Entry: 1:12.97 <span>+0.07</span>
	25m:		50m: 34.04 (34.04)			
	75m:		100m: 1:13.04 (1:13.04)			
4	 Sampson H...	15	 Hutt Valley ...			1:13.17 Entry: 1:13.70 <span>-0.53</span>
	25m:		50m: 35.07 (35.07)			
	75m:		100m: 1:13.17 (1:13.17)			
5	 Wang Hope	14	 St Cuthbert'...			1:14.18 Entry: 1:14.93 <span>-0.75</span>
	25m:		50m: 34.80 (34.80)			
	75m:		100m: 1:14.18 (1:14.18)			
6	 Vivian Olivia	14	 St Margaret...			1:14.90 Entry: 1:15.55 <span>-0.65</span>
	25m:		50m: 35.89 (35.89)			
	75m:		100m: 1:14.90 (1:14.90)			

























7	 Lovell Nicola	16	 Marlboroug...	1:15.27	-0.11
	25m:	50m:	35.82 (35.82)	Entry:	1:15.38
	75m:	100m:	1:15.27 (1:15.27)		
7	 Lovatt Kiri	16	 Mt Albert G...	1:15.27	+1.31
	25m:	50m:	35.37 (35.37)	Entry:	1:13.96
	75m:	100m:	1:15.27 (1:15.27)		
9	 Sun Teresa	15	 St Cuthbert'...	1:15.82	-0.48
	25m:	50m:	35.42 (35.42)	Entry:	1:16.30
	75m:	100m:	1:15.82 (1:15.82)		
10	 Hingston Fr...	18	 Macleans C...	1:15.83	-1.17
	25m:	50m:	35.55 (35.55)	Entry:	1:17.00
	75m:	100m:	1:15.83 (1:15.83)		
11	 McLaren C...	15	 Iona College	1:16.12	+0.21
	25m:	50m:	36.36 (36.36)	Entry:	1:15.91
	75m:	100m:	1:16.12 (1:16.12)		
12	 Blackmore ...	16	 Waikato Di...	1:16.40	+0.63
	25m:	50m:	36.57 (36.57)	Entry:	1:15.77
	75m:	100m:	1:16.40 (1:16.40)		
13	 Lu Eve	14	 Diocesan S...	1:16.88	-0.54
	25m:	50m:	36.11 (36.11)	Entry:	1:17.42
	75m:	100m:	1:16.88 (1:16.88)		
14	 Riley Ariella	17	 Waikato Di...	1:16.92	+1.64
	25m:	50m:	36.91 (36.91)	Entry:	1:15.28
	75m:	100m:	1:16.92 (1:16.92)		
15	 Ai Michelle	13	 Westlake G...	1:17.88	-0.80
	25m:	50m:	36.95 (36.95)	Entry:	1:18.68
	75m:	100m:	1:17.88 (1:17.88)		
16	 Zhou Karmen	16	 Queen Mar...	1:17.97	+2.86
	25m:	50m:	37.16 (37.16)	Entry:	1:15.11
	75m:	100m:	1:17.97 (1:17.97)		
17	 Buisinne ...	17	 Rangitoto C...	1:18.02	-0.13
	25m:	50m:	36.88 (36.88)	Entry:	1:18.15
	75m:	100m:	1:18.02 (1:18.02)		
18	 Rice Nina	15	 Orewa Coll...	1:18.17	-2.92
	25m:	50m:	36.61 (36.61)	Entry:	1:21.09
	75m:	100m:	1:18.17 (1:18.17)		

























19	 Jia Suqi	17	 Orewa Coll...	1:18.26	Entry: 1:18.16 +0.10
	25m:	50m:	35.69 (35.69)		
	75m:	100m:	1:18.26 (1:18.26)		
20	 Henare Kaia	16	 Woodford ...	1:18.97	Entry: 1:21.94 -2.97
	25m:	50m:	37.13 (37.13)		
	75m:	100m:	1:18.97 (1:18.97)		
21	 Ryan Mia	16	 Barker Coll...	1:19.01	Entry: 1:13.41 +5.60
	25m:	50m:	37.14 (37.14)		
	75m:	100m:	1:19.01 (1:19.01)		
22	 Yamagami ...	13	 Botany Do...	1:19.13	Entry: 1:20.25 -1.12
	25m:	50m:	37.27 (37.27)		
	75m:	100m:	1:19.13 (1:19.13)		
23	 Du Emma	14	 Wentworth ...	1:19.63	Entry: 1:21.42 -1.79
	25m:	50m:	37.75 (37.75)		
	75m:	100m:	1:19.63 (1:19.63)		
24	 Buissinne A...	17	 Rangitoto C...	1:19.64	Entry: 1:19.12 +0.52
	25m:	50m:	37.47 (37.47)		
	75m:	100m:	1:19.64 (1:19.64)		
25	 Reader Jas...	15	 Rangitoto C...	1:19.76	Entry: 1:16.74 +3.02
	25m:	50m:	37.33 (37.33)		
	75m:	100m:	1:19.76 (1:19.76)		
26	 Warry Eliza...	15	 Cromwell C...	1:20.37	Entry: 1:19.72 +0.65
	25m:	50m:	37.87 (37.87)		
	75m:	100m:	1:20.37 (1:20.37)		
27	 Shields An...	14	 St Ignatius ...	1:20.38	Entry: 1:18.23 +2.15
	25m:	50m:	37.54 (37.54)		
	75m:	100m:	1:20.38 (1:20.38)		
28	 Cresswell ...	16	 Hamilton Gi...	1:20.41	Entry: 1:23.00 -2.59
	25m:	50m:	38.10 (38.10)		
	75m:	100m:	1:20.41 (1:20.41)		
29	 Johnstone ...	15	 St Peters S...	1:20.51	Entry: 1:16.64 +3.87
	25m:	50m:	37.68 (37.68)		
	75m:	100m:	1:20.51 (1:20.51)		
30	 Rueter Emma	16	 Mt Albert G...	1:20.52	Entry: 1:17.54 +2.98
	25m:	50m:	37.09 (37.09)		
	75m:	100m:	1:20.52 (1:20.52)		

















31	 Kemp Ayla	15	 Nelson Coll...	1:20.83 Entry: 1:23.48 -2.65
	25m:		50m: 38.87 (38.87)	
	75m:		100m: 1:20.83 (1:20.83)	
32	 Neems Sop...	15	 Sancta Mar...	1:20.90 Entry: 1:22.01 -1.11
	25m:		50m: 38.26 (38.26)	
	75m:		100m: 1:20.90 (1:20.90)	
33	 Carter Violet	15	 Freyberg Hi...	1:20.94 Entry: 1:20.08 +0.86
	25m:		50m: 38.05 (38.05)	
	75m:		100m: 1:20.94 (1:20.94)	
34	 Shi Lisa	16	 Saint Kenti...	1:20.98 Entry: 1:15.67 +5.31
	25m:		50m: 38.60 (38.60)	
	75m:		100m: 1:20.98 (1:20.98)	
35	 Gai Kathy	13	 St Margaret...	1:21.08 Entry: 1:20.43 +0.65
	25m:		50m: 38.14 (38.14)	
	75m:		100m: 1:21.08 (1:21.08)	
36	 Whitehead ...	14	 Sacred Hea...	1:21.25 Entry: 1:19.75 +1.50
	25m:		50m: 37.75 (37.75)	
	75m:		100m: 1:21.25 (1:21.25)	
37	 Strydom Su...	14	 Tuakau Col...	1:21.29 Entry: 1:25.03 -3.74
	25m:		50m: 37.47 (37.47)	
	75m:		100m: 1:21.29 (1:21.29)	
38	 Singleton A...	17	 Palmerston...	1:21.36 Entry: 1:20.35 +1.01
	25m:		50m: 38.88 (38.88)	
	75m:		100m: 1:21.36 (1:21.36)	
39	 Li Joanna	14	 Kristin School	1:21.74 Entry: 1:27.20 -5.46
	25m:		50m: 38.28 (38.28)	
	75m:		100m: 1:21.74 (1:21.74)	
40	 Tse Hannah	15	 ACG Parne...	1:21.85 Entry: 1:21.08 +0.77
	25m:		50m: 38.29 (38.29)	
	75m:		100m: 1:21.85 (1:21.85)	
41	 Tevita-Willi...	16	 Hauraki Pla...	1:22.31 Entry: 1:22.48 -0.17
	25m:		50m: 38.52 (38.52)	
	75m:		100m: 1:22.31 (1:22.31)	
42	 Ponder La...	14	 Waiuku Col...	1:22.51 Entry: 1:25.61 -3.10
	25m:		50m: 37.90 (37.90)	
	75m:		100m: 1:22.51 (1:22.51)	

43	 Green Riley	14	 Hauraki Pla...	1:22.54 Entry: 1:24.16 -1.62
	25m:	50m: 38.28 (38.28)		
	75m:	100m: 1:22.54 (1:22.54)		
44	 Moleta Anika	18	 Palmerston...	1:22.81 Entry: 1:20.56 +2.25
	25m:	50m: 39.01 (39.01)		
	75m:	100m: 1:22.81 (1:22.81)		
45	 Bradford Lara	15	 Cromwell C...	1:22.86 Entry: 1:21.28 +1.58
	25m:	50m: 39.14 (39.14)		
	75m:	100m: 1:22.86 (1:22.86)		
46	 Stewart Lola	14	 Gisborne G...	1:22.89 Entry: 1:20.95 +1.94
	25m:	50m: 39.70 (39.70)		
	75m:	100m: 1:22.89 (1:22.89)		
47	 McCutcheo...	14	 Central Ha...	1:23.07 Entry: 1:22.53 +0.54
	25m:	50m: 39.14 (39.14)		
	75m:	100m: 1:23.07 (1:23.07)		
48	 Rameka Pa...	17	 Sacred Hea...	1:23.08 Entry: 1:22.11 +0.97
	25m:	50m: 38.67 (38.67)		
	75m:	100m: 1:23.08 (1:23.08)		
49	 Blumfield S...	17	 Gisborne G...	1:23.31 Entry: 1:20.90 +2.41
	25m:	50m: 38.29 (38.29)		
	75m:	100m: 1:23.31 (1:23.31)		
50	 Old Keisha	14	 Nelson Coll...	1:23.42 Entry: 1:22.56 +0.86
	25m:	50m: 38.94 (38.94)		
	75m:	100m: 1:23.42 (1:23.42)		
51	 Tukia Elieta	13	 Hamilton Gi...	1:23.47 Entry: 1:25.33 -1.86
	25m:	50m: 39.29 (39.29)		
	75m:	100m: 1:23.47 (1:23.47)		
52	 D'Ath Nicola	15	 Cambridge ...	1:23.57 Entry: 1:20.39 +3.18
	25m:	50m: 38.77 (38.77)		
	75m:	100m: 1:23.57 (1:23.57)		
53	 Tilley Sama...	14	 Hillcrest Hi...	1:23.59 Entry: 1:18.47 +5.12
	25m:	50m: 38.24 (38.24)		
	75m:	100m: 1:23.59 (1:23.59)		
54	 Harris-Four...	14	 St Ignatius ...	1:23.65 Entry: 1:24.09 -0.44
	25m:	50m: 37.68 (37.68)		
	75m:	100m: 1:23.65 (1:23.65)		

55	 Child Imogen	13	 Takapuna ...	1:23.68 Entry: 1:21.67 +2.01
	25m:		50m: 39.38 (39.38)	
	75m:		100m: 1:23.68 (1:23.68)	
56	 Tau Sakura	15	 Kerikeri Hig...	1:23.69 Entry: 1:22.77 +0.92
	25m:		50m: 39.12 (39.12)	
	75m:		100m: 1:23.69 (1:23.69)	
57	 Neo Jazlyn	15	 Macleans C...	1:23.85 Entry: 1:21.83 +2.02
	25m:		50m: 39.13 (39.13)	
	75m:		100m: 1:23.85 (1:23.85)	
58	 Carter Pho...	13	 Freyberg Hi...	1:23.86 Entry: 1:23.69 +0.17
	25m:		50m: 40.02 (40.02)	
	75m:		100m: 1:23.86 (1:23.86)	
59	 Willoughby ...	15	 Gisborne G...	1:24.00 Entry: 1:21.90 +2.10
	25m:		50m: 39.49 (39.49)	
	75m:		100m: 1:24.00 (1:24.00)	
60	 Campbell A...	14	 Timaru Girl...	1:24.07 Entry: 1:24.01 +0.06
	25m:		50m: 39.53 (39.53)	
	75m:		100m: 1:24.07 (1:24.07)	
60	 Fernandez ...	14	 Napier Girl...	1:24.07 Entry: 1:21.86 +2.21
	25m:		50m: 39.47 (39.47)	
	75m:		100m: 1:24.07 (1:24.07)	
62	 Ericson Ma...	13	 Rangi Ruru...	1:24.10 Entry: 1:21.24 +2.86
	25m:		50m: 38.97 (38.97)	
	75m:		100m: 1:24.10 (1:24.10)	
63	 Whyte Tam...	14	 Palmerston...	1:24.30 Entry: 1:24.28 +0.02
	25m:		50m: 39.13 (39.13)	
	75m:		100m: 1:24.30 (1:24.30)	
63	 Jory Pippa	15	 Villa Maria ...	1:24.30 Entry: 1:23.59 +0.71
	25m:		50m: 39.85 (39.85)	
	75m:		100m: 1:24.30 (1:24.30)	
65	 Hills Neave	17	 Rototuna Hi...	1:24.45 Entry: 1:19.68 +4.77
	25m:		50m: 39.68 (39.68)	
	75m:		100m: 1:24.45 (1:24.45)	
66	 Wishnowsk...	16	 Havelock N...	1:24.48 Entry: 1:23.51 +0.97
	25m:		50m: 40.11 (40.11)	
	75m:		100m: 1:24.48 (1:24.48)	

67	 Smith Kaylee	15	 Hillcrest Hi...	1:24.50 Entry: 1:25.30 -0.80
	25m:		50m: 39.71 (39.71)	
	75m:		100m: 1:24.50 (1:24.50)	
68	 Daly Harriett	14	 Nelson Coll...	1:24.95 Entry: 1:20.16 +4.79
	25m:		50m: 40.10 (40.10)	
	75m:		100m: 1:24.95 (1:24.95)	
69	 Jefferies Al...	14	 Palmerston...	1:25.25 Entry: 1:27.10 -1.85
	25m:		50m: 39.09 (39.09)	
	75m:		100m: 1:25.25 (1:25.25)	
70	 Dehon Cle...	13	 Epsom Girl...	1:25.29 Entry: 1:23.08 +2.21
	25m:		50m: 40.58 (40.58)	
	75m:		100m: 1:25.29 (1:25.29)	
71	 Knight Jaime	16	 ACG Parne...	1:25.34 Entry: 1:21.34 +4.00
	25m:		50m: 39.33 (39.33)	
	75m:		100m: 1:25.34 (1:25.34)	
72	 Simpson-F...	14	 Pinehurst S...	1:25.39 Entry: 1:24.27 +1.12
	25m:		50m: 40.27 (40.27)	
	75m:		100m: 1:25.39 (1:25.39)	
73	 Farmiloe Al...	13	 Whangarei ...	1:25.40 Entry: 1:25.75 -0.35
	25m:		50m: 39.66 (39.66)	
	75m:		100m: 1:25.40 (1:25.40)	
74	 Sherwin Oli...	15	 Palmerston...	1:25.41 Entry: 1:23.60 +1.81
	25m:		50m: 40.27 (40.27)	
	75m:		100m: 1:25.41 (1:25.41)	
75	 Mutter Mag...	13	 Waikato Di...	1:25.72 Entry: 1:26.45 -0.73
	25m:		50m: 39.82 (39.82)	
	75m:		100m: 1:25.72 (1:25.72)	
76	 Oram Olivia	14	 Diocesan S...	1:26.00 Entry: 1:23.07 +2.93
	25m:		50m: 39.87 (39.87)	
	75m:		100m: 1:26.00 (1:26.00)	
77	 Strombeck ...	16	 Westlake G...	1:26.03 Entry: 1:24.32 +1.71
	25m:		50m: 40.61 (40.61)	
	75m:		100m: 1:26.03 (1:26.03)	
78	 Karpik Geo...	13	 Diocesan S...	1:26.09 Entry: 1:19.89 +6.20
	25m:		50m: 39.89 (39.89)	
	75m:		100m: 1:26.09 (1:26.09)	

79	 Maltai-Spe...	15	 Mt Maunga...	1:26.18 Entry: 1:24.88 +1.30
	25m:		50m: 40.65 (40.65)	
	75m:		100m: 1:26.18 (1:26.18)	
80	 Clements Ella	15	 Waimea Co...	1:26.42 Entry: 1:24.73 +1.69
	25m:		50m: 39.82 (39.82)	
	75m:		100m: 1:26.42 (1:26.42)	
81	 Wright Mac...	13	 Kapiti College	1:26.44 Entry: 1:23.62 +2.82
	25m:		50m: 39.82 (39.82)	
	75m:		100m: 1:26.44 (1:26.44)	
81	 Churstain E...	13	 Waikato Di...	1:26.44 Entry: 1:25.17 +1.27
	25m:		50m: 40.33 (40.33)	
	75m:		100m: 1:26.44 (1:26.44)	
83	 Warmenho...	13	 Taranaki Di...	1:26.47 Entry: 1:22.88 +3.59
	25m:		50m: 40.09 (40.09)	
	75m:		100m: 1:26.47 (1:26.47)	
84	 Stewart Symi	13	 John Paul ...	1:26.50 Entry: 1:23.36 +3.14
	25m:		50m: 39.75 (39.75)	
	75m:		100m: 1:26.50 (1:26.50)	
85	 Johanson L...	13	 Napier Girl...	1:26.94 Entry: 1:23.70 +3.24
	25m:		50m: 39.76 (39.76)	
	75m:		100m: 1:26.94 (1:26.94)	
86	 Lam Ashley	13	 Botany Do...	1:26.99 Entry: 1:23.96 +3.03
	25m:		50m: 40.79 (40.79)	
	75m:		100m: 1:26.99 (1:26.99)	
87	 Marlow Ma...	16	 Sacred Hea...	1:30.12 Entry: 1:23.07 +7.05
	25m:		50m: 42.10 (42.10)	
	75m:		100m: 1:30.12 (1:30.12)	
-	 Maritz Ania	17	 Rangitoto C...	Entry: 1:12.29 +2.58
	25m:		50m: 35.30 (35.30)	
	75m:		100m: 1:14.87 (1:14.87)	
-	 Wieruszow...	18	 Rangitoto C...	Entry: 1:05.67 +3.19
	25m:		50m: 32.10 (32.10)	
	75m:		100m: 1:08.86 (1:08.86)	
-	 Quayle Bridie	17	 Villa Maria ...	Entry: 1:11.28 +1.73
	25m:		50m: 34.25 (34.25)	
	75m:		100m: 1:13.01 (1:13.01)	

-	 Latu Briana	17	 Gisborne G...	DSQ
-	 Neems Ava	18	 Sancta Mar...	Entry: 1:14.28 +2.66
	25m:		50m: 36.01 (36.01)	
	75m:		100m: 1:16.94 (1:16.94)	
-	 Cochran Je...	18	 Pukekohe ...	Entry: 1:13.35 +0.04
	25m:		50m: 34.63 (34.63)	
	75m:		100m: 1:13.39 (1:13.39)	
-	 Franklin Pa...	17	 Central Ha...	Entry: 1:13.08 +1.39
	25m:		50m: 35.18 (35.18)	
	75m:		100m: 1:14.47 (1:14.47)	
-	 Hurley Kate	17	 Wellington ...	Entry: 1:12.39 +1.46
	25m:		50m: 35.00 (35.00)	
	75m:		100m: 1:13.85 (1:13.85)	
-	 Jeromson ...	17	 Diocesan S...	Entry: 1:11.94 +0.56
	25m:		50m: 34.24 (34.24)	
	75m:		100m: 1:12.50 (1:12.50)	
-	 Kudaudage...	17	 Hamilton Gi...	DSQ
-	 Jury Macke...	14	 Mt Maunga...	DNS